

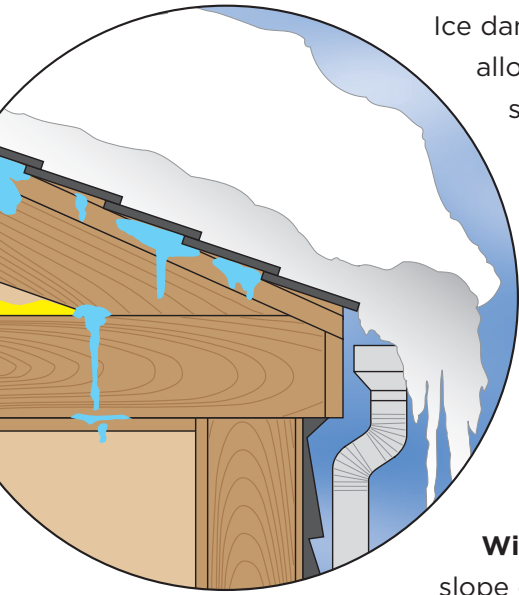
# WINTERGUARD

Your Roofing Armor Against  
The Forces Of Nature





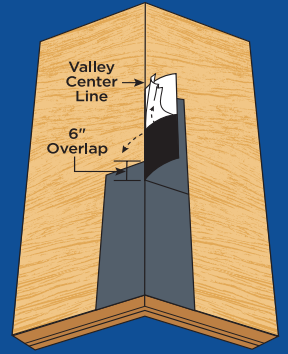
# The Enemy



Ice dams and wind-driven rain are the culprits, allowing water to get under a roof's outer shell — whether it's shingles, slate, tile, cedar shake or metal. And unless your roof deck is protected with a waterproof barrier, damage is the inevitable consequence.

**Ice dams** are those nasty build-ups that form on the gutters and eaves of roofs as freeze-melt cycles take place. The result is trapped water, which has been forced under the shingles, that will penetrate the deck unless properly sealed.

**Wind-driven rain** can also drive water up the slope of a roof, forcing its way under the shingles.



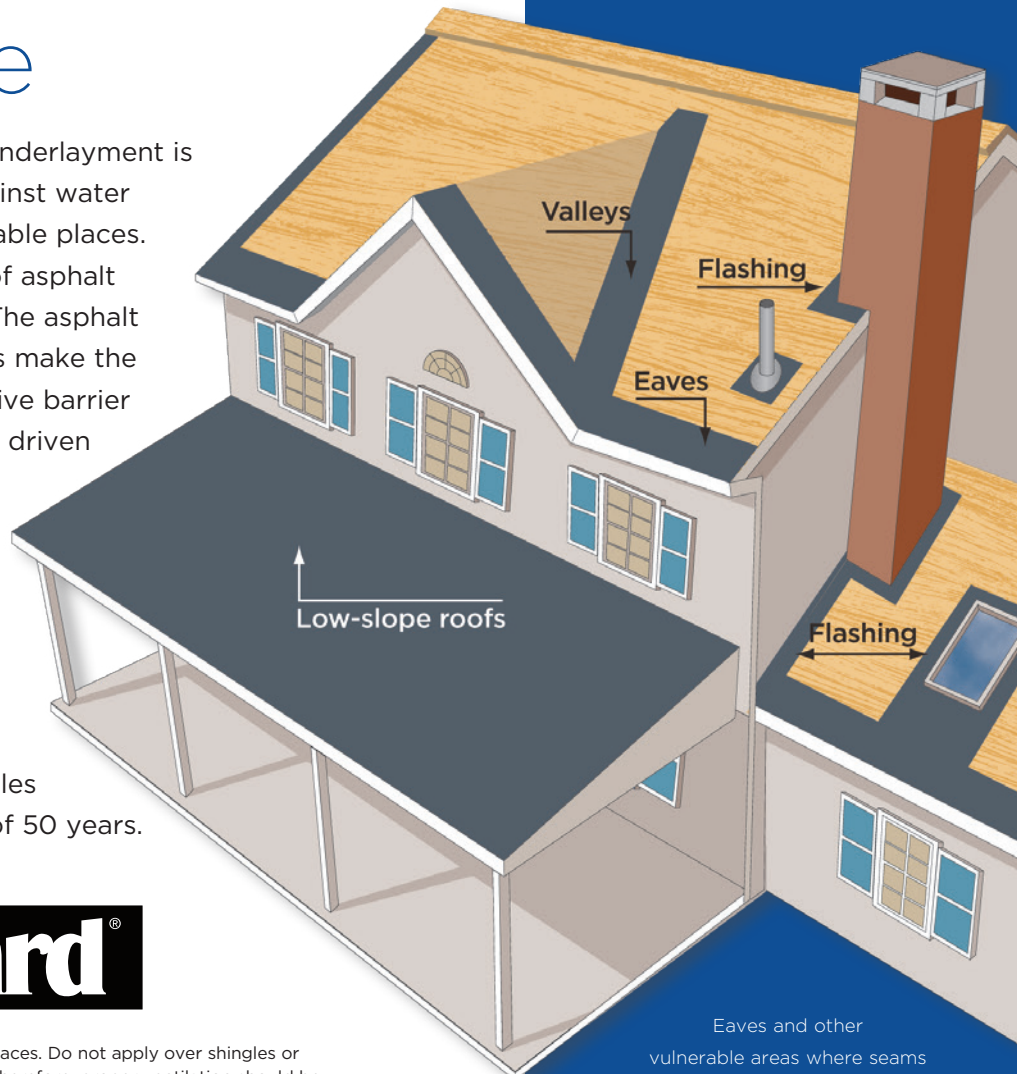
## Easy Installation

WinterGuard's adhesive bottom surface is protected with a disposable silicone coated release film, which is split down the middle for simple and cost-effective application. The "Peel & Flop" method is especially effective in valleys and other difficult places using manageable lengths. Even more important, WinterGuard can be repositioned before deck adhesion occurs.

# The Defense

**WinterGuard®** waterproofing shingle underlayment is **the** solution for winning the battle against water penetration in your roof's most vulnerable places. WinterGuard is a composite material of asphalt polymers, formed into a rolled sheet. The asphalt makes it vapor-tight, and the polymers make the asphalt elastic and sticky. This protective barrier is able to stretch and seal around nails driven through it. Placing WinterGuard a minimum of 24" past the interior wall line at the eave provides your first line of defense.

WinterGuard is warranted against manufacturing defects and to remain watertight for the same period as the warranty duration carried by the shingles applied above it — up to a maximum of 50 years.



# WinterGuard®

Limitations: WinterGuard will not stick to wet or frozen surfaces. Do not apply over shingles or underlayment of any sort. WinterGuard is a vapor barrier. Therefore, proper ventilation should be provided to the space over which this product is applied. If applied to cover the entire roof, ensure sufficient ventilation so as to avoid condensation. The minimum approved slope for WinterGuard application is 2"/12".

Eaves and other vulnerable areas where seams are formed and where WinterGuard beneath the shingles provides protection.

# Choose your Weapon

WinterGuard comes in four effective surface finishes: Sand, Granular, High Tack/High Temperature, and Metal Textured Film. Consider the type, design and slope of the roof, combined with your personal preference.

## SAND

- Embedded sand to enhance traction during application
- Improved exposure prior to shingling over
- Very effective under tile
- Meets ASTM D1970
- Length: 65 ft. Width: 3 ft.
- 68 lbs. per roll
- Also available in a "short" roll (Length: 32.5 ft.; Width: 3 ft.; 36 lbs. per roll)

## GRANULAR

- Embedded granules for superior traction during application
- Improved exposure prior to shingling over
- Very effective under tile
- Meets ASTM D1970
- Length: 65 ft.; Width: 3 ft.
- 68 lbs. per roll

## HIGH TACK / HIGH TEMPERATURE (FILM)

- An advanced waterproofing underlayment for shingle, metal, slate and tile roofs
- Specially formulated to resist high roof temperatures under metal roofs
- Tough, tear-resistant top surface film excellent against scratching metal roofing sheets
- Seals the roof against infiltration of water into the building due to ice dams and wind-driven rain
- Easy to apply to new and existing roof decks
- Enhanced skid-resistant top film surface
- Excellent underlayment for low-slope applications
- Split plastic release film for easy installations
- Seals water-tight around nails
- Excellent overlap seal protection
- Recommended for use under metal and tile roofing
- Surface provides extra waterproofing barrier
- Recommended for lowest slopes
- Meets ASTM D1970
- Length: 65 ft.; Width: 3 ft.
- 50 lbs. per roll

## WINTERGUARD® METAL

- Self-adhering design, split release backing is easy to remove for speedier installation
- Excellent elasticity delivers great stretch for easy handling at any temperature
- Meets ASTM D1970
- Length: 61 ft.; Width: 39-3/8 in.
- 60 lbs. per roll

## Defend with these High-Performance Underlayments

As a final layer of protection, these high-performance underlayments cover the entire roof after the WinterGuard application.



**RoofRunner™** is a lightweight, scrim-reinforced, synthetic polymer-based underlayment. Conforms to physical requirements of both ASTM D226 and D4869.



**DiamondDeck®** is a synthetic, scrim-reinforced water-resistant underlayment. Meets all performance requirements of ASTM D226 and ASTM D4869, including resistance to "liquid water transmission." Manufactured to comply with ASTM D6757.





# Integrity Roof System™

A COMPLETE APPROACH TO LONG LASTING BEAUTY AND PERFORMANCE



With as much care as you take in selecting the right contractor, choosing the right roof system is equally as important. A CertainTeed Integrity Roof System combines key elements that help ensure you have a well-built roof for long-lasting performance.

## 1. Waterproofing Underlayment

The first step in your defense against the elements. Self-adhering underlayment is installed at vulnerable areas of your roof to help prevent leaks from wind-driven rain and ice dams.

## 2. Water-Resistant Underlayment

Provides a protective layer over the roof deck and acts as a secondary barrier against leaks.

## 3. Starter Shingles

Starter Shingles are the first course of shingles that are installed and designed to work in tandem with the roof shingles above for optimal shingle sealing and performance.

## 4. Shingles

Choose from a variety of Good-Better-Best styles to complement any roof design and fit your budget.

## 5. Hip & Ridge Caps

Available in numerous profiles, these accessories are used on the roof's hip and ridge lines for a distinctive finishing touch to your new roof.

## 6. Ventilation

A roof that breathes is shown to perform better and last longer. Ridge Vents, in combination with Intake Vents, allow air to flow on the underside of your roof deck, keeping the attic cooler in the summer and drier in the winter.

learn more at:

[certainteed.com/roofing](https://certainteed.com/roofing)



### CertainTeed

CEILINGS • DECKING • FENCE • GYPSUM • INSULATION • RAILING • ROOFING • SIDING • TRIM  
20 Moores Road, Malvern, PA 19355 Professional: 800-233-8990 Consumer: 800-782-8777 [certainteed.com](https://certainteed.com)

©01/22 CertainTeed, Printed in the USA, Code No. 00-00-741-NA-EN