

COOL ROOFS

Good, Better, Best Selections



The Heat Reflects Away, And Your Home Stays Cool.

The CertainTeed Cool Roof Shingle Collection is a brilliant breakthrough that puts cool roof technology to work for you.

The secret is in CertainTeed's advanced roofing granules that reflect solar energy and radiant heat far better than traditional roofing shingles, reducing your roof's temperature in the summer. By lowering roof temperature, Solaris shingles can help reduce home cooling costs.

Cool roof performance, combined with CertainTeed's palette of rich, authentic colors makes Solaris an easy choice for eco-friendly living.

Choose from three spectacular solar shingle line-ups.

Good: Landmark Solaris

Better: Landmark PRO Solaris and Presidential Shake Solaris

Best: Presidential Shake TL Solaris, and Landmark TL Solaris

So cool, it's rated for rebates.

All are rated by the Cool Roof Rating Council (CRRC) and can be used to comply with the 2019 California Title 24 Part 6 Cool Roof Requirements.

Select colors can be used to comply with Los Angeles County, California Title 31 cool roof requirements for steep-sloped residential construction.

CertainTeed Cool Roof Shingles may qualify for credits/points in LEED®, NAHB® and other "green" programs.

And some utility companies offer a rebate for CertainTeed Cool Roof Shingles that can put as much as \$600 back into a homeowner's pocket for an average 3,000 sq. ft. roof.



Solaris® Cool/Roof

Solar Reflectivity



NOTE: Due to limitations of printing reproduction, CertainTeed can not guarantee the identical match of the actual product color to the graphic representations throughout this publication.


Landmark Solaris, shown in Solaris Birchwood

Good: Landmark® Solaris



LANDMARK SOLARIS

Classic shades and dimensional appearance of natural wood or slate.



Scan code for
more information

Better:

Landmark® PRO Solaris
Presidential Shake® Solaris





LANDMARK PRO SOLARIS

Landmark PRO is a heavier weight laminate designed specifically for the professional roofing contractor that takes pride in providing more to their customer.

PRESIDENTIAL SHAKE SOLARIS

Presidential Shake is a solar reflective asphalt roofing that is designed to replicate the look of authentic wood shakes, delivering the charm of hand-split wood shakes with durability and strength that outperforms wood.

The rich mixture of surface granules adds a new dimension to the shingle.



Scan code for
more information



Scan code for
more information



Best:

Presidential Shake® TL Solaris
Landmark TL® Solaris



LANDMARK TL SOLARIS

The depth and protection of a tri-laminate shingle.



Scan code for
more information



Scan code for
more information

PRESIDENTIAL SHAKE TL SOLARIS




The rustic authenticity of our Presidential
Shake TL shingles with the added strength
of triple laminate construction.





Cool Roof Shingles



LUXURY SHINGLES

	Shingle Construction and Description	UL Class A Fire Resistance Rating	UL Certified to Meet ASTM D3462	UL Certified to Meet ASTM D3018 Type 1	ASTM D3161 Wind Resistance	Conforms To CSA Standard A123.5	ICC-ES ESR-1389 & ESR-3537	Limited Transferable Warranty Against Manufacturing Defects On Residential Applications *50-Year on Group-owned or Commercial Applications	SureStart Protection	Wind-Resistance Warranty Upgraded wind warranty available. See warranty for details and limitations.	Shingle Size	Bundles Per Square (Cartons Per Square for Presidio)
Presidential Shake TL Solaris	 Three-piece laminated fiber glass base construction; Distinctive sculpted, rustic look	✓	✓	✓	Class A	✓	✓	Lifetime*	10-year	15-year 110 mph **	14 1/4" x 40" 4" Exposure	6
Presidential Shake Solaris	 Two-piece laminated fiber glass base construction; Distinctive sculpted, rustic look	✓	✓	✓	Class F, 110 mph	✓	✓	Lifetime*	10-year	15-year 110 mph **	14 1/4" x 40" 4" Exposure	5
Landmark TL Solaris	 Three-piece laminated fiber glass base construction; Rustic appearance of natural wood or slate	✓	✓	✓	Class F, 110 mph	✓	✓	Lifetime*	10-year	15-year 110 mph **	13 1/4" x 38 3/4" 5 5/8" Exposure	4

DESIGNER SHINGLES

Landmark PRO Solaris	 Two-piece laminated fiber glass base construction; Classic shades and dimensional appearance of natural wood or slate	✓	✓	✓	Class F, 110 mph	✓	✓	Lifetime*	10-year	15-year 110 mph **	13 1/4" x 38 3/4" 5 5/8" Exposure	4
Landmark Solaris	 Two-piece laminated fiber glass base construction; Classic shades and dimensional appearance of natural wood or slate	✓	✓	✓	Class F, 110 mph	✓	✓	Lifetime	10-year	15-year 110 mph **	13 1/4" x 38 3/4" 5 5/8" Exposure	3

** Wind warranty upgrade to 130 MPH available. CertainTeed starter and CertainTeed hip & ridge required. *** To achieve 130 MPH wind warranty 3 more screws centered between the pre-punched holes are required.

Solar Reflectivity (SR), Thermal Emittance (TE) & Solar Reflectance Index (SRI) Data

PRODUCT - COLOR	CRRC Product ID Number	Aged Solar Reflectance	Aged Thermal Emittance	Aged Solar Reflective Index (SRI)	Complies with Cal Title 24 Part 6	Meets LA County Title 31
Landmark Solaris® - Aged Cedar	0668-0055	0.24	0.90	24	YES	YES
Landmark Solaris® - Birchwood	0668-0084	0.21	0.83	17	YES	NO
Landmark Solaris® - Burnt Sienna	0668-0153	0.20*	0.92**	20*	YES	YES
Landmark Solaris® - Crystal Gray	0668-0058	0.26	0.90	27	YES	YES
Landmark Solaris® - Georgetown Gray	0668-0116	0.20	0.92	20	YES	YES
Landmark Solaris® - Graphite	0668-0155	0.21*	0.91**	21*	YES	YES
Landmark Solaris® - Heather Blend	0668-0117	0.20	0.92	20	YES	YES
Landmark Solaris® - Mist White	0668-0071	0.28	0.90	29	YES	YES
Landmark Solaris® - Moire Black	0668-0129	0.18	0.92	17	YES	NO
Landmark Solaris® - Mojave Tan	0668-0115	0.20	0.90	19	YES	NO
Landmark Solaris® - Resawn Shake	0668-0118	0.20	0.93	20	YES	YES
Landmark Solaris® - Silver Birch	0668-0072	0.27	0.89	28	YES	YES
Landmark Solaris® - Weathered Wood	0668-0119	0.21	0.91	21	YES	YES
Landmark® PRO - Solaris Max Def Burnt Sienna	0668-0154	0.21*	0.92**	21*	YES	YES
Landmark® PRO - Solaris Max Def Georgetown Gray	0668-0122	0.20	0.93	20	YES	YES
Landmark® PRO - Solaris Max Def Heather Blend	0668-0123	0.19	0.94	20	YES	YES
Landmark® PRO - Solaris Max Def Moire Black	0668-0130	0.18	0.92	17	YES	NO
Landmark® PRO - Solaris Max Def Resawn Shake	0668-0124	0.18	0.93	18	YES	NO
Landmark® PRO - Solaris Max Def Weathered Wood	0668-0125	0.20	0.92	20	YES	YES
Landmark® PRO - Solaris Silver Birch	0668-0072	0.27	0.89	28	YES	YES
Presidential Shake® - Solaris Autumn Blend	0668-0127	0.20	0.93	20	YES	YES
Presidential Shake® - Solaris Charcoal Black	0668-0132	0.19	0.94	20	YES	YES
Presidential Shake® - Solaris Country Gray	0668-0128	0.21	0.92	21	YES	YES
Presidential Shake® - Solaris Shadow Gray	0668-0134	0.19	0.94	20	YES	YES
Landmark® TL - Solaris Country Gray	0668-0149	0.22	0.93	23	YES	YES
Landmark® TL - Solaris Moire Black	0668-0148	0.20	0.93	20	YES	YES
Landmark® TL - Solaris Platinum	0668-0147	0.21	0.93	22	YES	YES
Presidential Shake® TL - Solaris Autumn Blend	0668-0127	0.20	0.93	20	YES	YES
Presidential Shake® TL - Solaris Charcoal Black	0668-0132	0.19	0.94	20	YES	YES
Presidential Shake® TL - Solaris Country Gray	0668-0128	0.21	0.92	21	YES	YES
Presidential Shake® TL - Solaris Shadow Gray	0668-0134	0.19	0.94	20	YES	YES

* Aged value calculated using the California Title 24 Solar Reflective Index (SRI) Calculation Worksheet

** Indicates Initial Thermal Emittance



Integrity Roof System™

A COMPLETE APPROACH TO LONG LASTING BEAUTY AND PERFORMANCE



With as much care as you take in selecting the right contractor, choosing the right roof system is equally as important. A CertainTeed Integrity Roof System combines key elements that help ensure you have a well-built roof for long-lasting performance.

1. Waterproofing Underlayment

The first step in your defense against the elements. Self-adhering underlayment is installed at vulnerable areas of your roof to help prevent leaks from wind-driven rain and ice dams.

2. Water-Resistant Underlayment

Provides a protective layer over the roof deck and acts as a secondary barrier against leaks.

3. Starter Shingles

Starter Shingles are the first course of shingles that are installed and designed to work in tandem with the roof shingles above for optimal shingle sealing and performance.

4. Shingles

Choose from a variety of Good-Better-Best styles to complement any roof design and fit your budget.

5. Hip & Ridge Caps

Available in numerous profiles, these accessories are used on the roof's hip and ridge lines for a distinctive finishing touch to your new roof.

6. Ventilation

A roof that breathes is shown to perform better and last longer. Ridge Vents, in combination with Intake Vents, allow air to flow on the underside of your roof deck, keeping the attic cooler in the summer and drier in the winter.

learn more at:

certainteed.com/roofing



CertainTeed

CEILINGS • DECKING • FENCE • GYPSUM • INSULATION • RAILING • ROOFING • SIDING • TRIM
20 Moores Road, Malvern, PA 19355 Professional: 800-233-8990 Consumer: 800-782-8777 certainteed.com

©04/22 CertainTeed, Printed in the USA, Code No. 00-00-554-US-EN